



**VSS & ASSOCIATES**  
Chartered Accountants

132, Blue Rose Industrial Premises  
Western Express Highway, Near Metro  
Departmental, Borivali (E), Mumbai - 400065  
Tel: +91 22 40040359  
E-mail: cavssinfo@gmail.com

**Independent Auditor's Review Report on the Quarterly and Year to Date Unaudited Standalone Financial Results of the Company Pursuant to the Regulation 33 and 52 of the SEBI (Listing Obligations and Disclosure Requirements) Regulations, 2015, as amended**

To,  
The Board of Directors,  
Elpro International Limited  
17th Floor, Nirmal Building  
Nariman Point  
Mumbai – 400 021

1. We have reviewed the accompanying statement of unaudited standalone financial results of Elpro International Limited (the 'Company') for the quarter ended 30<sup>th</sup> June 2022 (the "Statement") attached herewith, being submitted by the Company pursuant to the requirements of Regulation 33 & 52 of the SEBI (Listing Obligations and Disclosure Requirements) Regulations, 2015 ('the Regulation') as amended.
2. This Statement, which is the responsibility of the Company's Management and approved by the Company's Board of Directors, has been prepared in accordance with the recognition and measurement principles laid down in Indian Accounting Standard 34, (Ind AS 34) "Interim Financial Reporting" prescribed under Section 133 of the Companies Act, 2013 as amended, read with relevant rules issued thereunder and other accounting principles generally accepted in India. Our responsibility is to express a conclusion on the Statement based on our review.
3. We conducted our review of the Statement in accordance with the Standard on Review Engagements (SRE) 2410, "Review of Interim Financial Information Performed by the Independent Auditor of the Entity" issued by the Institute of Chartered Accountants of India. This standard requires that we plan and perform the review to obtain moderate assurance as to whether the Statement is free of material misstatement. A review of interim financial information consists of making inquiries, primarily of persons responsible for financial and accounting matters, and applying analytical and other review procedures. A review is substantially less in scope than an

*VSS & ASSOCIATES*  
*Chartered Accountants*

audit conducted in accordance with Standards on Auditing and consequently does not enable us to obtain assurance that we would become aware of all significant matters that might be identified in an audit. Accordingly, we do not express an audit opinion.

4. Based on our limited review conducted, nothing has come to our attention that causes us to believe that the accompanying Statement prepared in accordance with the recognition and measurement principles laid down in the applicable Indian Accounting Standards ("Ind AS") specified under Section 133 of the Companies Act, 2013, as amended, read with relevant rules issued thereunder and other accounting principles generally accepted in India, has not disclosed the information required to be disclosed in terms of the Listing Regulations, including the manner in which it is to be disclosed, or that it contains any material misstatement.

For VSS & Associates

Chartered Accountants

ICAI Firm Registration no:105787W



Sanjay Jain

Partner

Membership no: 046565



Place: Mumbai

Date: 10<sup>th</sup> August 2022

UDIN: 22046565AOTRC68446

ELPRO INTERNATIONAL LIMITED

REGD. OFFICE:- 17 FLOOR,NIRMAL BUILDING, NARIMAN POINT, MUMBAI- 400021

CIN No:L51505MH1962PLC012425

STANDALONE UNAUDITED FINANCIAL RESULTS FOR THE QUARTER ENDED JUNE 30,2022


(Currency: Indian rupees in lakhs)

Sr.No.	Particulars	Standalone	Standalone	Standalone	Standalone
		Quarter ended	Quarter ended	Quarter ended	Year ended
		30.06.2022	31.03.2022	30.06.2021	31.03.2022
		Unaudited	Audited	Unaudited	Audited
<b>1</b>	<b>Income</b>				
a)	Revenue from Operations	2373.79	2275.40	1316.56	7241.66
b)	Other Income	1019.68	119498.34	67.03	119720.65
	<b>Total Income</b>	<b>3393.47</b>	<b>121773.74</b>	<b>1383.58</b>	<b>126962.31</b>
<b>2</b>	<b>Expenses</b>				
a)	Cost of Materials Consumed	54.79	90.50	36.40	248.84
b)	Changes in inventories of finished goods & goods-in-process	6.86	(0.69)	1.32	(9.16)
c)	Real estate service expenses	630.02	783.88	153.66	1882.73
d)	Employee benefits expense	89.64	70.03	88.68	357.05
e)	Finance Costs	69.15	581.12	572.04	2270.12
f)	Depreciation & amortization expense	120.92	125.64	107.40	486.19
g)	Other expenses	612.98	771.01	116.05	1283.52
	<b>Total Expenses</b>	<b>1584.35</b>	<b>2421.49</b>	<b>1075.56</b>	<b>6519.29</b>
<b>3</b>	<b>Profit /(Loss) for the period (before Tax, Exceptional and/or Extraordinary items)</b>	<b>1809.12</b>	<b>119352.25</b>	<b>308.03</b>	<b>120443.02</b>
<b>4</b>	<b>Exceptional Items and/or Extraordinary Items (net)</b>	<b>0.00</b>	<b>0.00</b>	<b>0.00</b>	<b>0.00</b>
<b>5</b>	<b>Profit /(Loss) for the period before tax (after Exceptional and/or Extraordinary items)</b>	<b>1809.12</b>	<b>119352.25</b>	<b>308.03</b>	<b>120443.02</b>
<b>6</b>	<b>Tax Expense</b>				
a)	Current Tax	203.00	18272.43	35.38	18447.43
b)	Deferred Tax	0.00	3111.33	0.00	3111.33
c)	Tax adjustment For earlier years	0.00	(31.89)	0.00	(31.89)
	<b>Total tax expense</b>	<b>203.00</b>	<b>21351.87</b>	<b>35.38</b>	<b>21526.87</b>
<b>7</b>	<b>Net Profit after tax</b>	<b>1606.12</b>	<b>98000.38</b>	<b>272.65</b>	<b>98916.15</b>
<b>8</b>	<b>Other comprehensive income/(expense)</b>				
a)	Gains/(losses) on investments in equities	(2648.54)	157.43	(59.82)	20.31
b)	Remeasurement gains/(losses) on defined benefit plan	0.00	4.53	0.00	4.53
c)	Tax relating to items that will not be reclassified to profit or loss	0.00	(11.78)	0.00	(11.78)
	<b>Other comprehensive income/(expense) for the year</b>	<b>(2648.54)</b>	<b>150.17</b>	<b>(59.82)</b>	<b>13.06</b>
<b>9</b>	<b>Total comprehensive income for the year (Comprising Profit/ (Loss) and Other Comprehensive Income )</b>	<b>(1042.42)</b>	<b>98150.55</b>	<b>212.83</b>	<b>98929.21</b>
<b>10</b>	<b>Paid up equity share capital (face value of ₹ 1/- each)</b>	<b>1694.79</b>	<b>1694.79</b>	<b>1694.79</b>	<b>1694.79</b>
<b>11</b>	<b>Earning per share (EPS) of ₹ 1/- each (not annualised)</b>				
(a)	Basic	0.95	57.82	0.16	58.36
(b)	Diluted	0.95	57.82	0.16	58.36

For and on behalf of Board of Directors

*Deepak Kumar*  
Deepak Kumar  
Managing Director

Place : Mumbai  
Date : 10th August 2022



**ELPRO INTERNATIONAL LIMITED**  
REGD. OFFICE:- 17 FLOOR,NIRMAL BUILDING, NARIMAN POINT, MUMBAI- 400021  
CIN No:L51505MH1962PLC012425

**Standalone unaudited segment-wise Revenue, Result, Total assets and Total liabilities in terms of Regulation 33 of the SEBI  
(Listing Obligations and Disclosure Requirements) Regulations, 2015 as amended:**

(Currency: Indian rupees in lakhs)

Sr.No.	Particulars	Standalone	Standalone	Standalone	Standalone
		Quarter ended	Quarter ended	Quarter ended	Year ended
		30.06.2022	31.03.2022	30.06.2021	31.03.2022
		Unaudited	Audited	Unaudited	Audited
<b>1</b>	<b>Segment Revenue</b>				
a)	Electrical Equipments	112.18	142.70	76.49	417.50
b)	Real Estate	2245.66	2124.45	1222.17	6763.70
c)	Investment Activity	0.00	0.00	0.00	0.00
d)	Others *	15.95	8.25	17.90	60.47
	<b>Total -</b>	<b>2373.79</b>	<b>2275.40</b>	<b>1316.56</b>	<b>7241.66</b>
	Less: Inter segment revenue	0.00	0.00	0.00	0.00
	<b>Net sales/Income from operations</b>	<b>2373.79</b>	<b>2275.40</b>	<b>1316.56</b>	<b>7241.66</b>
<b>2</b>	<b>Segment results: Profit/(loss)</b>				
a)	Electrical Equipments	20.05	28.08	16.04	73.13
b)	Real Estate	1377.43	667.63	909.10	3598.12
c)	Investment Activity	622.14	119485.72	0.19	119501.87
d)	Others *	7.23	(2.54)	5.32	16.23
	<b>Total -</b>	<b>2026.85</b>	<b>120178.89</b>	<b>930.65</b>	<b>123189.34</b>
	Less: Interest and redemption premium	(69.15)	(581.12)	(572.04)	(2270.12)
	Other unallocable income/(expenditure)-net	(148.58)	(245.52)	(50.59)	(476.19)
	Exceptional items	0.00	0.00	0.00	0.00
	<b>Total Profit/(Loss) before tax</b>	<b>1809.12</b>	<b>119352.25</b>	<b>308.03</b>	<b>120443.02</b>
<b>3</b>	<b>Segment Assets</b>				
a)	Electrical Equipments	416.13	426.01	403.65	426.01
b)	Real Estate	22287.83	21733.42	22938.44	21733.42
c)	Investment Activity	105381.62	112431.30	25676.55	112431.30
d)	Others *	159.46	137.60	157.27	137.60
e)	Unallocated Segment	3228.04	2717.43	3282.56	2717.43
	<b>Total -</b>	<b>131473.07</b>	<b>137445.77</b>	<b>52458.46</b>	<b>137445.77</b>
<b>4</b>	<b>Segment Liabilities</b>				
a)	Electrical Equipments	46.22	84.88	50.46	84.88
b)	Real Estate	8197.57	11529.90	26127.43	11529.90
c)	Investment Activity	2159.97	1561.37	0.00	1561.37
d)	Others *	19.25	12.44	41.15	12.44
e)	Unallocated Segment	279.13	1607.82	2405.72	1607.82
	<b>Total -</b>	<b>10702.14</b>	<b>14796.41</b>	<b>28624.76</b>	<b>14796.41</b>

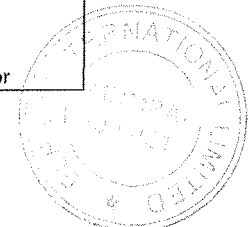
**Segment information:**

- (a) Electrical equipments segment includes manufacturing and sale of Lightning Arresters, Varistor, Secondary Surge Arresters, Discharge Counter ,accessories and services in respect thereof.  
(b) Real Estate segment includes development of property and lease of land & premises.  
(c) Investment activity represents investment of long term and short term in nature  
(d) "Others" represent power generation from Windmill

For and on behalf of Board of Directors

*Deepak Kumar*  
Deepak Kumar  
Managing Director

Place : Mumbai  
Date : 10th August 2022



**ELPRO INTERNATIONAL LIMITED**  
 REGD. OFFICE:- 17 FLOOR,NIRMAL BUILDING, NARIMAN POINT, MUMBAI- 400021  
 CIN No:L51505MH1962PLC012425

**EXTRACTS OF STANDALONE UNAUDITED FINANCIAL RESULTS FOR THE QUARTER ENDED JUNE 30,2022**

(Currency: Indian rupees in lakhs)

Sr. No.	Particulars	Standalone	Standalone	Standalone	Standalone
		Quarter ended	Quarter ended	Quarter ended	Year ended
		30.06.2022	31.03.2022	30.06.2021	31.03.2022
		Unaudited	Audited	Unaudited	Audited
1	Total Income from Operations	2373.79	2275.40	1316.56	7241.66
2	Net Profit /(Loss) for the period (before Tax, Exceptional and/or Extraordinary items)	1809.12	119352.25	308.03	120443.02
3	Net Profit /(Loss) for the period before tax (after Exceptional and/or Extraordinary items)	1809.12	119352.25	308.03	120443.02
4	Net Profit /(Loss) for the period after tax (after Exceptional and/or Extraordinary items)	1606.12	98000.38	272.65	98916.15
5	Total Comprehensive Income for the period [Comprising Profit / (Loss) for the period (after tax) and Other Comprehensive Income (after tax)]	(1042.42)	98150.55	212.83	98929.21
6	Paid up equity share capital (face value of ₹ 1/- each)	1694.79	1694.79	1694.79	1694.79
7	Reserves (excluding Revaluation Reserve) as shown in the Audited Balance Sheet of the previous year	119076.14	120954.56	22138.91	120954.56
8	Earnings Per Share (of ₹ 1/- each) (Not annualised)*				
	1. Basic:	0.95	57.82	0.16	58.36
	2. Diluted:	0.95	57.82	0.16	58.36

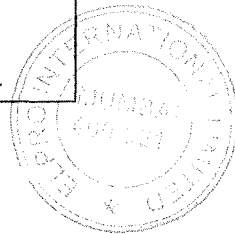
**Notes**

- 1 The above is an extract of the detailed format of Quarterly Financial Results filed with the Stock Exchanges under Regulation 33 of the SEBI (Listing and Other Disclosure Requirements) Regulations, 2015. The full format of the Quarterly Financial Results are available on the Stock Exchanges websites (www.bseindia.com)

For and on behalf of Board of Directors

*Deepak Kumar*  
 Deepak Kumar  
 Managing Director

Place : Mumbai  
 Date : 10th August 2022





# VSS & ASSOCIATES

Chartered Accountants

132, Blue Rose Industrial Premises,  
Western Express Highway, Near Metro  
Departmental, Borivali (E), Mumbai - 400066.  
Tel.: +91 22 40040359  
E-mail: cavssinfo@gmail.com

**Independent Auditor's Review Report on the Quarterly and Year to Date Unaudited Consolidated Financial Results of the Company Pursuant to the Regulation 33 of the SEBI (Listing Obligations and Disclosure Requirements) Regulations, 2015, as amended**

To,  
The Board of Directors,  
Elpro International Limited  
17th Floor, Nirmal Building  
Nariman Point  
Mumbai – 400 021


1. We have reviewed the accompanying statement of unaudited consolidated financial results of Elpro International Limited (the 'Parent') and its share of the net profit/(loss) after tax and total comprehensive income / loss of its Subsidiary and Associates (Ultra Sigma Private Limited and Dabri Properties & Trading Co Ltd) (the Parent and its Subsidiary & Associates together referred to as 'the Group') for the quarter ended 30<sup>th</sup> June 2022 (the "Statement") attached herewith, being submitted by the Parent pursuant to the requirements of Regulation 33 of the SEBI (Listing Obligations and Disclosure Requirements) Regulations, 2015 ('the Regulation') as amended.
2. The preparation of the Statement in accordance with the recognition and measurement principles laid down in Indian Accounting Standard 34, (Ind AS 34) "Interim Financial Reporting" prescribed under Section 133 of the Companies Act, 2013, as amended, read with relevant rules issued thereunder and other accounting principles generally accepted in India, read with the Circular is the responsibility of the Parent's management and has been approved by the Board of Directors of the Parent. Our responsibility is to express a conclusion on the Statement based on our review.
3. We conducted our review of the Statement in accordance with the Standard on Review Engagements (SRE) 2410, "Review of Interim Financial Information Performed by the Independent Auditor of the Entity" issued by the Institute of Chartered Accountants of India. This standard requires that we plan and perform the review to obtain moderate assurance as to whether the Statement is free of material misstatement. A review is limited primarily to inquiries of company personnel and analytical procedures applied to financial data and thus provides less assurance than an audit. We have not performed an audit and accordingly, we do not express an audit opinion.
4. The Statement includes the results of the following entities:
  - a) Dabri Properties & Trading Co Ltd – Associate
  - b) Ultra Sigma Private Limited - Subsidiary
5. Based on our limited review conducted, nothing has come to our attention that causes us to believe that the accompanying Statement prepared in accordance with the recognition and measurement principles laid down in the applicable Indian Accounting Standards ('Ind AS') specified under Section 133 of the Companies Act, 2013, as amended, read with relevant rules issued thereunder and other recognized accounting practices and policies has not disclosed the information required to be disclosed in terms of the Regulation, read with the Circular, including the manner in which it is to be disclosed, or that it contains any material misstatement.




*VSS & ASSOCIATES*  
*Chartered Accountants*

6. The accompanying unaudited consolidated financial results includes unaudited interim financial results and other unaudited financial information in respect of two associates, which have not been audited by their auditors. These unaudited financial results and other unaudited financial information have been approved and furnished to us by the management. Our conclusion, in so far as it relates to the affairs of these associates, is based solely on such unaudited financial results and other unaudited financial information. Our conclusion on the Statement is not modified in respect of the above matter.

For VSS & Associates  
Chartered Accountants  
ICAI Firm Registration no:105787W

  
Sanjay Jain  
Partner  
Membership no: 046565



Place: Mumbai  
Date: 10<sup>th</sup> June 2022

UDIN: 22046565 A0 TRP 06926

ELPRO INTERNATIONAL LIMITED

REGD. OFFICE:- 17 FLOOR, NIRMAL BUILDING, NARIMAN POINT, MUMBAI- 400021  
CIN No.:L51505MH1962PLC012425

CONSOLIDATED UNAUDITED FINANCIAL RESULTS FOR THE QUARTER ENDED JUNE 30, 2022


(Currency: Indian rupees in lakhs)

Sr.No.	Particulars	Consolidated	Consolidated	Consolidated	Consolidated
		Quarter ended	Quarter ended	Quarter ended	Year ended
		30.06.2022	31.03.2022	30.06.2021	31.03.2022
		Unaudited	Audited	Unaudited	Audited
1	Income				
a)	Revenue from Operations	2373.79	2275.40	1316.56	7241.66
b)	Other Income	1019.68	127074.44	67.03	127296.75
	<b>Total Income</b>	<b>3393.47</b>	<b>129349.84</b>	<b>1383.58</b>	<b>134538.41</b>
2	Expenses				
a)	Cost of Materials Consumed	54.79	90.50	36.40	248.84
b)	Changes in inventories of finished goods & goods-in-process	6.86	(0.69)	1.32	(9.16)
c)	Real estate service expenses	630.02	783.88	153.66	1882.73
d)	Employee benefits expense	89.64	70.03	88.68	357.05
e)	Finance Costs	69.15	581.12	572.04	2270.12
f)	Depreciation & amortization expense	120.92	125.64	107.40	486.19
g)	Other expenses	615.26	771.01	116.05	1283.52
	<b>Total Expenses</b>	<b>1586.62</b>	<b>2421.49</b>	<b>1075.56</b>	<b>6519.29</b>
3	Profit / (Loss) for the period (before share of net profits of investments accounted for using equity method and tax)	1806.85	126928.35	308.03	128019.12
4	Share of profit of equity accounted investees (net of income tax)	1.99	(1.49)	(1660.91)	(820.12)
5	Profit / (Loss) for the period before exceptional item and Tax Exceptional Item	1808.84	126926.86	(1352.88)	127199.00
	0.00	0.00	0.00	0.00	
6	Profit / (Loss) for the period before tax	1808.84	126926.86	(1352.88)	127199.00
7	Tax Expense				
a)	Current Tax	203.00	18272.43	35.38	18447.43
b)	Deferred Tax	0.00	3111.91	0.00	3111.91
c)	Tax adjustment For earlier years	0.00	(31.89)	0.00	(31.89)
	<b>Total tax expense</b>	<b>203.00</b>	<b>21352.45</b>	<b>35.38</b>	<b>21527.45</b>
8	Net Profit after tax	1605.84	105574.41	(1388.26)	105671.55
9	Other comprehensive Income/(expense)				
a)	Gains/(losses) on investments in equities	(2648.54)	157.43	(59.82)	20.31
b)	Remeasurement gains/(losses) on defined benefit plan	0.00	4.53	0.00	4.53
c)	Tax relating to items that will not be reclassified to profit or loss	0.00	(11.78)	0.00	(11.78)
d)	Share of other comprehensive income of associates accounted for using the equity method (net of taxes)	(170.24)	50.62	133.11	255.60
	<b>Other comprehensive income/(expense) for the year</b>	<b>(2818.78)</b>	<b>200.79</b>	<b>73.29</b>	<b>268.65</b>
10	<b>Total comprehensive income for the year (Comprising Profit/ (Loss) and Other Comprehensive Income )</b>	<b>(1212.94)</b>	<b>105775.20</b>	<b>(1314.97)</b>	<b>105940.20</b>
	Profit attributable to:				
	Owners of the Company	1605.84	105574.41	(1388.26)	105671.55
	Non-controlling interests	0.00	0.00	0.00	0.00
	<b>Profit/(Loss) for the year</b>	<b>1605.84</b>	<b>105574.41</b>	<b>(1388.26)</b>	<b>105671.55</b>
	Other comprehensive income attributable to:				
	Owners of the Company	(2818.78)	200.79	73.29	268.65
	Non-controlling interests	0.00	0.00	0.00	0.00
	<b>Total comprehensive income/(Loss) for the year</b>	<b>(2818.78)</b>	<b>200.79</b>	<b>73.29</b>	<b>268.65</b>
	Total comprehensive income attributable to:				
	Owners of the Company	(1212.94)	105775.20	(1314.97)	105940.20
	Non-controlling interests	0.00	0.00	0.00	0.00
	<b>Total comprehensive income/(Loss) for the year</b>	<b>(1212.94)</b>	<b>105775.20</b>	<b>(1314.97)</b>	<b>105940.20</b>
10	Paid up equity share capital (face value of ₹ 1/- each)	1694.79	1694.79	1694.79	1694.79
11	Earning per share (EPS) of ₹ 1/- each (not annualised)				
(a)	Basic	0.95	62.29	(0.82)	62.35
(b)	Diluted	0.95	62.29	(0.82)	62.35

For and on behalf of Board of Directors

*Deepak Kumar*  
Deepak Kumar  
Managing Director

Place : Mumbai  
Date : 10th August 2022





**ELPRO INTERNATIONAL LIMITED**  
REGD. OFFICE:- 17 FLOOR,NIRMAL BUILDING, NARIMAN POINT, MUMBAI- 400021  
CIN No:LS1505MH1962PLC012425

Consolidated unaudited segment-wise Revenue, Result, Total assets and Total liabilities in terms of Regulation 33 of the SEBI  
(Listing Obligations and Disclosure Requirements) Regulations, 2015 as amended:

(Currency: Indian rupees in lakhs)

Sr.No.	Particulars	Consolidated	Consolidated	Consolidated	Consolidated
		Quarter ended	Quarter ended	Quarter ended	Year ended
		30.06.2022	31.03.2022	30.06.2021	31.03.2022
		Unaudited	Audited	Unaudited	Audited
1	<b>Segment Revenue</b>				
a)	Electrical Equipments	112.18	142.70	76.49	417.50
b)	Real Estate	2245.66	2124.45	1222.17	6763.70
c)	Investment Activity	0.00	0.00	0.00	0.00
d)	Others *	15.95	8.25	17.90	60.47
	<b>Total -</b>	<b>2373.79</b>	<b>2275.40</b>	<b>1316.56</b>	<b>7241.66</b>
	Less: Inter segment revenue	0.00	0.00	0.00	0.00
	<b>Net sales/Income from operations</b>	<b>2373.79</b>	<b>2275.40</b>	<b>1316.56</b>	<b>7241.66</b>
2	<b>Segment results: Profit/(loss)</b>				
a)	Electrical Equipments	20.05	28.08	16.04	73.13
b)	Real Estate	1377.43	667.63	909.10	3598.12
c)	Investment Activity	624.13	127060.33	(1660.71)	126257.85
d)	Others *	7.23	(2.54)	5.32	16.23
	<b>Total -</b>	<b>2028.84</b>	<b>127753.50</b>	<b>(730.25)</b>	<b>129945.31</b>
	Less: Interest and redemption premium	(69.15)	(581.12)	(572.04)	(2270.12)
	Other unallocable income/(expenditure)-net	(150.85)	(245.52)	(50.59)	(476.19)
	Exceptional items	0.00	0.00	0.00	0.00
	<b>Total Profit/(Loss) before tax</b>	<b>1808.84</b>	<b>126926.86</b>	<b>(1352.88)</b>	<b>127199.00</b>
3	<b>Segment Assets</b>				
a)	Electrical Equipments	416.13	426.01	403.65	426.01
b)	Real Estate	22287.83	21733.42	22938.44	21733.42
c)	Investment Activity	105760.83	112979.76	17679.00	112979.76
d)	Others *	159.46	137.60	157.27	137.60
e)	Unallocated Segment	3226.76	2717.43	3282.56	2717.43
	<b>Total -</b>	<b>131851.01</b>	<b>137994.23</b>	<b>44460.92</b>	<b>137994.23</b>
4	<b>Segment Liabilities</b>				
a)	Electrical Equipments	46.22	84.88	50.46	84.88
b)	Real Estate	8197.57	11529.90	26127.43	11529.90
c)	Investment Activity	2167.18	1568.58	0.00	1568.58
d)	Others *	19.25	12.44	41.15	12.44
e)	Unallocated Segment	279.13	1607.82	2405.72	1607.82
	<b>Total -</b>	<b>10709.35</b>	<b>14803.63</b>	<b>28624.76</b>	<b>14803.63</b>

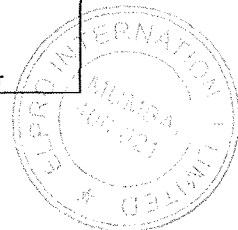
**Segment information:**

- (a) Electrical equipments segment includes manufacturing and sale of Lightning Arresters, Varistor, Secondary Surge Arresters, Discharge Counter ,accessories and services in respect thereof.  
(b) Real Estate segment includes development of property and lease of land & premises.  
(c) Investment activity represents investment of long term and short term in nature  
(d) "Others" represent power generation from Windmill

For and on behalf of Board of Directors

*Deepak Kumar*  
Deepak Kumar  
Managing Director

Place : Mumbai  
Date : 10th August 2022



**ELPRO INTERNATIONAL LIMITED**  
REGD. OFFICE:- 17 FLOOR, NIRMAL BUILDING, NARIMAN POINT, MUMBAI- 400021  
CIN No: L51505MH1962PLC012425

**EXTRACTS OF CONSOLIDATED UNAUDITED FINANCIAL RESULTS FOR THE QUARTER ENDED JUNE 30, 2022**

(Currency: Indian rupees in lakhs)

Sr. No.	Particulars	Consolidated	Consolidated	Consolidated	Consolidated
		Quarter ended	Quarter ended	Quarter ended	Year ended
		30.06.2022	31.03.2022	30.06.2021	31.03.2022
		Unaudited	Audited	Unaudited	Audited
1	Total Income from Operations	2373.79	2275.40	1316.56	7241.66
2	Net Profit /(Loss) for the period (before Tax, Exceptional and/or Extraordinary items)	1806.85	126928.35	308.03	128019.12
3	Net Profit /(Loss) for the period before tax (after Exceptional and/or Extraordinary items)	1808.84	126926.86	(1352.88)	127199.00
4	Net Profit /(Loss) for the period after tax (after Exceptional and/or Extraordinary items)	1605.84	105574.41	(1388.26)	105671.55
5	Total Comprehensive Income for the period [Comprising Profit / (Loss) for the period (after tax) and Other Comprehensive Income (after tax)]	(1212.94)	105775.20	(1314.97)	105940.20
6	Paid up equity share capital (face value of ₹ 1/- each)	1694.79	1694.79	1694.79	1694.79
7	Reserves (excluding Revaluation Reserve) as shown in the Audited Balance Sheet of the previous year	119446.87	121495.81	14141.37	121495.81
8	Earnings Per Share (of ₹ 1/- each) (Not annualised)*				
	1. Basic:	0.95	62.29	(0.82)	62.35
	2. Diluted:	0.95	62.29	(0.82)	62.35

**Notes**

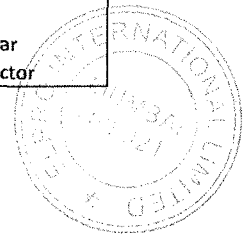
- 1 The above is an extract of the detailed format of Quarterly Financial Results filed with the Stock Exchanges under Regulation 33 of the SEBI (Listing and Other Disclosure Requirements) Regulations, 2015. The full format of the Quarterly Financial Results are available on the Stock Exchanges websites ([www.bseindia.com](http://www.bseindia.com))

For and on behalf of Board of Directors

*Deepak Kumar*  
Deepak Kumar  
Managing Director

Place : Mumbai

Date : 10th August 2022



Notes:

The above financial results have been reviewed by the Audit Committee and approved by the Board of Directors at their meetings held on 10th August 2022. The Limited Review under Regulation 33 of the SEBI (Listing Obligations and Disclosure Requirements) Regulations, 2015 has been carried out by the Statutory Auditors. The limited review report does not contain any observation which would have an impact on the results for the quarter ended 30th June 2022.

The above financial results should be read along with notes to the respective previous period's results

The figures of the previous quarter/ year have been regrouped/ reclassified to correspond with current period figures wherever necessary.

The Consolidated Financial Statements are prepared in accordance with the principles and procedures for the preparation and presentation of the Consolidated Financial Results as set out in the Companies (Indian Accounting Standard) Rules, 2015 (Ind AS), as specified u/s 133 of the Companies Act, 2013.

For and on behalf of Board of Directors

Place: Mumbai  
Date: 10th August 2022

*Deepak Kumar*  
Deepak Kumar  
Managing Director

